


VELscope Vx: The Two-Minute Exam That Could Save Your Life

How many little sores do we find in our mouths? Dozens? Hundreds? More? Most of the time we ignore them, and they simply go away.

But sometimes our mouths keep secrets. That's why we use the VELscope Vx Enhanced Oral Assessment system.



Ask us about a VELscope Vx exam.

The VELscope Vx Helps Us:

- Improve our assessment of your overall oral health.
- Ensure that the delicate tissues of your mouth are healthy.
- Protect you from oral disease, including oral cancer.


All this in two minutes, with no rinses, stains or discomfort.

For more information, please visit:
www.velscope.com

VELSCOPE
Vx

Enhanced Oral Assessment

For the early discovery of oral mucosal abnormalities, including oral cancer.



As seen on
"The Doctors" and "Dr. Oz"

Our dental office is proud to provide the most advanced standards of care available.

Please ask us about a VELscope Vx exam.

VELSCOPE
Vx

www.velscope.com



Follow us on:




LED Dental Inc.

235-5589 Byrne Rd. Burnaby, BC Canada V5J 3J1

North America Toll Free: +1 888-541-4614

Phone: +1 604-434-4614

FAX: +1 604-434-4612



Your Mouth Can Hide a Secret...



That's Why We Use the VELscope Vx.

VELscope Vx – for a Clean Bill of Health


- Helps dental professionals find oral mucosal abnormalities, including oral cancer
- Over 10,000,000 examinations performed
- Recognized by the World Health Organization
- The most powerful tool available for assisting in the discovery of oral abnormalities



The VELscope Vx exam: quick, painless, effective.

“Adding the VELscope to our diagnostic protocol has been extremely useful and resulted in detection of dangerous lesions that would have otherwise been undetected.”

– **Edmond L. Truelove**
DMD, MSD, Chair & Professor, Oral Medicine, School of Dentistry, University of Washington



LED 0253 RevA

Oral Cancer and Oral Disease

The VELscope Vx helps us identify oral disease early, while it's still easy to treat.

One of the VELscope's most important tasks is to help locate areas that might, if not treated, progress to oral cancer.

- Found early, oral cancer's 5-year survival rate is good: approx. 83%.
- Found late, oral cancer's 5-year survival rate is poor: approx. 32%.
- Clearly, finding oral cancer in its early stages is key to survival.

The VELscope Vx offers hope for the early discovery of oral disease, including precancer and cancer.

Risk Factors

Tobacco and chewing tobacco, along with alcohol, are the leading causes of oral cancer. Over the last four decades, the Human Papilloma Virus (HPV), known for its role in cervical cancer, has been showing up in increasing numbers of oral cancer cases.

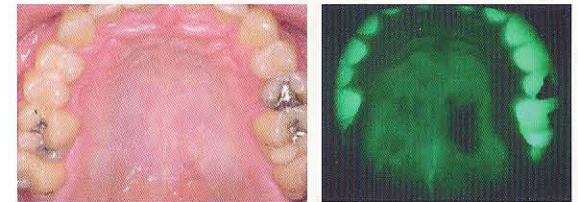
“Dentists saving lives?
Now more than ever a reality with the development of VELscope.
Every dental office needs this instrument.”

– **Ken Neuman** DMD,
FAGD, FADI, FICD,
FACD



Why Use the VELscope Vx?

- The VELscope's blue light stimulates natural fluorescence in the soft tissues of your mouth.
- Natural fluorescence, seen through the VELscope Vx, allows dental professionals to see disease not visible with the naked eye
- The VELscope Vx helps us discover oral disease BEFORE it can be seen under ordinary light.



Images courtesy of Dr. Samson Ng

Oral disease becomes plainly visible through the VELscope Vx.

“I find the VELscope to be an invaluable tool for the detection of oral cancer. The response from my patients has been overwhelmingly positive. In my opinion, this technology will be part of the standard of care in a short period of time.”

– **Tony Hewlett, DDS**
Standwood, WA

